

One-on-one interview

Chinese equities: 'A' is for another leap forward

April 2019



Mandy Chan

Head of Chinese and Hong Kong Equities

Starting in May 2019, domestic Chinese stocks will be better represented in some key benchmark indices and, consequently, in a large number of global portfolios. MSCI announced earlier this year that it was increasing the weight of onshore China A-shares in its emerging markets (EM) and global benchmarks through a three-step process in May, August and November. In this interview, HSBC Global Asset Management's Head of Chinese and Hong Kong Equities, Mandy Chan, explains the potential diversification benefits of including onshore Chinese equities in a global portfolio and discusses the catalysts driving the rally in China's equity markets.

Key messages:

- ◆ China's A-shares have a low correlation with global equity markets, providing potential diversification benefits for overseas investors, in addition to allowing them broader access to one of the world's largest and fastest growing economies and consumer markets
 - ◆ We believe increased foreign participation in the domestic market could eventually translate into more market transparency and better corporate governance as a whole, with Chinese companies adopting higher accounting standards and disclosure policies
 - ◆ Corporate earnings growth should slowly pick up in the second half of the year as the impact of the government's stimulus measures starts to improve corporate bottomlines
 - ◆ Investors should be mindful about a pullback in the market if the trade talks between US and China break up without arriving at an acceptable resolution
-

Q: With MSCI increasing the weight of China A-shares in key indices, what's the key message for global investors?

Mandy: MSCI's decision to quadruple the weight of China's domestically traded A-shares in its EM index is another noteworthy recognition of Beijing's efforts to woo foreign investors and become more integrated with global financial system. Besides the weight increase, we think the addition of mid-cap stocks is another significant development as it enables a broader and better representation of the market which is made up of 3000+ securities. In our opinion, a more diversified benchmark could help attract more fund flows and capture the growth potential of both pace-setting stocks and fast-growing new-economy companies through different economic and business cycles.

In the short term, the weight increase could lead to upwards of USD70 billion in equity inflows into the A-shares market in 2019, adding more fuel to the red hot rally in China's domestic market. But many foreign investors are not waiting for the MSCI-initiated change to kick in; they have been pouring into the A-shares market since the beginning of the year to get ahead of the curve. Northbound fund flows (from Hong Kong's equity markets into China's) has been robust this year, amounting to USD19 billion in net inflows in the first quarter, the largest quarterly inflow since 2014. Over the medium to long term, better representation in global indices could have a more profound impact on the development of the Chinese capital markets.

We believe increased foreign participation in the domestic market could eventually translate into more market transparency and better corporate governance, as Chinese companies adopt higher accounting standards and disclosure policies.

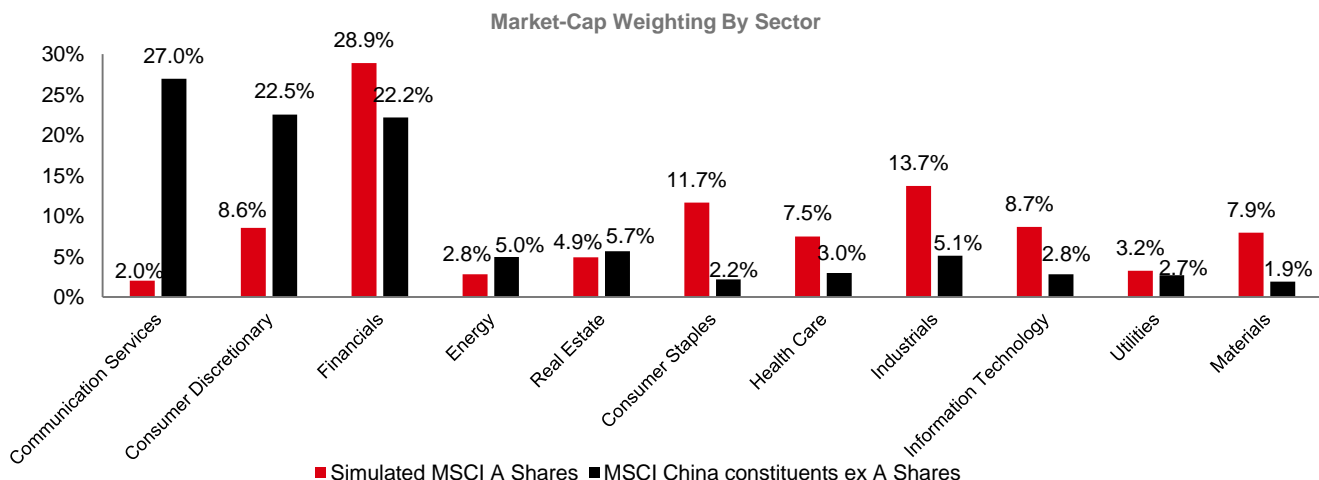
Overall, we believe A-shares merit a long-term allocation in a global equity portfolio as they offer potential diversification benefits and access to investment opportunities that were not previously freely available to foreign investors. Some of China's most unique and fastest-growing companies can currently only be accessed through the local markets. Companies that fall within the so-called new-economy sectors, such as healthcare and various consumer-focused industries, are typically listed on the Shenzhen or Shanghai exchanges. For instance, the biggest manufacturer of China's famed liquor *baiju*, which is also the world's most profitable distiller, and the country's largest movie producer are listed only on the A-shares market. Additionally, representation within the mostly-offshore MSCI China Index is further distorted by its 28% weight to two Chinese technology firms. Currently, A-shares offer better diversification potential than H-shares as the onshore markets have been relatively isolated in the past due to limited accessibility, and thus more insulated from global market events and fund flows. Foreign investors own only about 2% of the A-shares market, compared to 30% for Japan's market and 20% for the US market.

Table 1: Low correlation can provide diversification

	MSCI China	MSCI Emerging Markets	MSCI Asia Pacific ex-Japan	MSCI World	MSCI US	MSCI Europe
Shenzhen Composite Index	0.64	0.54	0.58	0.24	0.11	0.27
Shanghai Composite Index	0.66	0.59	0.63	0.26	0.12	0.29
MSCI China A Onshore Index	0.68	0.58	0.63	0.27	0.14	0.29

Source: Bloomberg, HSBC Global Asset Management. Daily correlation calculated in local currency from March 31, 2017 to March 31, 2019. Past performance is no guarantee of future results.

Figure 1: Analysis of the Chinese onshore and offshore markets



Source: MSCI, HSBC Global Asset Management data as of March 21, 2019; The simulated list is available on <https://www.msci.com/index-consultations>. Forecasts, projections or targets are indicative only and are not guaranteed in any way. HSBC Global Asset Management accepts no liability for any failure to meet such forecasts, projections or targets. For illustrative purposes only.

Q: What are likely going to be catalysts for the Chinese stock markets?

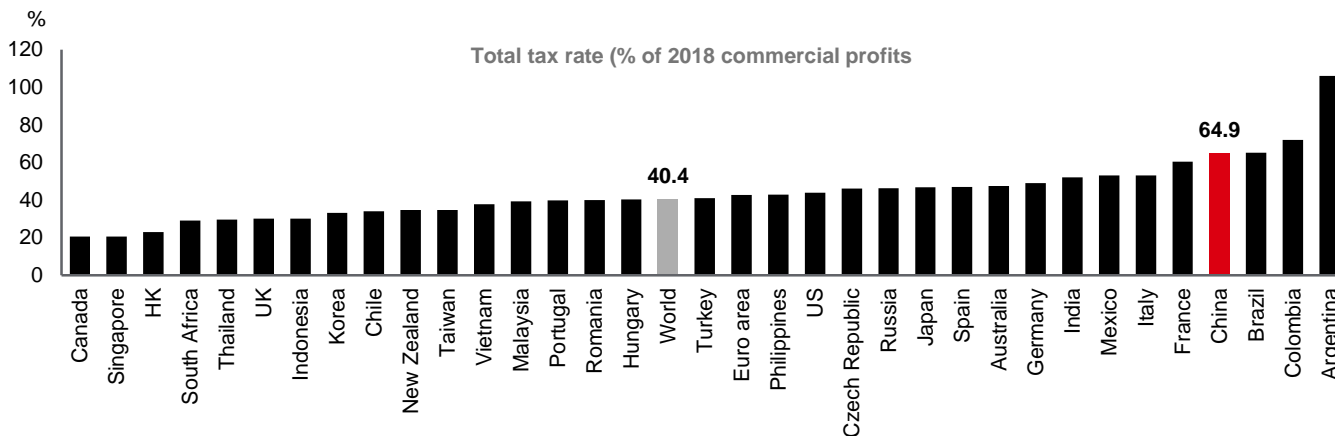
Mandy: The MSCI announcement helped move the spotlight from China’s growth concerns and prolonged trade tensions with the US, which dominated headlines in 2018, toward a more constructive direction. But it’s hardly the only catalyst driving the rally in China’s equity markets.

Since late 2018, cooling economic data has spurred Beijing into action, with the government rolling out a slew of intensifying and broadening monetary and fiscal policy measures amid a shift in focus from the deleveraging agenda that dominated previous years. With a subdued growth outlook for the rest of the year, investors, including us, expect further easing measures in the near term. In our opinion, Chinese authorities can continue to lower its tax rates and boost credit growth to buffer the slowdown in its economy. And the surge in the total social financial (TSF), a broad measure of credit and liquidity in the economy, has allayed some of the anxiety around the refinancing pressure on property developers and local governments. The monthly expansion in TSF rose to RMB2.86 trillion in March, from RMB703 billion in February. This significantly overshoot the market consensus forecast of RMB1.85 trillion.

Additionally, China and the US are now in the final stretch of talks to resolve their trade dispute, with signs pointing to a potential agreement by May. The outcome of these trade talks will have a material impact on investor sentiment after the prolonged period of uncertainty. While the outcome of the trade talks are hard to predict, we believe incremental measures to open up China’s capital markets and economy will continue to provide fresh impetus to the current rally. Besides MSCI, other index providers, such as FTSE Russell and S&P Dow Jones, will also begin to include A-shares in their global benchmarks this year, attracting more flows from passive funds and other benchmark-tracking portfolios. According to China Securities Regulatory Commission’s estimates in January, foreign capital inflows this year could potentially double to ~RMB600 billion.

Finally, in our view, earnings of Chinese companies should slowly pick up in the second half of the year, as the impact of the government’s stimulus measures starts to improve corporate bottomlines. So, all-in-all, Chinese stocks provide attractive upside potential for investors, offering higher earnings and GDP growth potential than its regional and developed markets peers at relatively undemanding valuations.

Figure 2: China has more room to cut taxes



Source: World Bank, HSBC Global Asset Management, as of December 31, 2018.

Figure 3: China eases monetary policies to buffer slowdown



Source: People’s Bank of China (PBoC), HSBC Global Asset Management as of March 31, 2019. Past performance is no guarantee of future results.

Q: What is your portfolio strategy amid recent developments?

Mandy: Even before the MSCI announcement, we have been constructive on the onshore stock market, adding exposure to a range of industries including banking, insurance and infrastructure-related companies, such as airport operators. We expect to increase our A-share holdings throughout this year. Our investment guidelines allow us to invest up to 70% of the net asset value (NAV) of our core Chinese equity portfolio in A-shares.

The valuations of A-shares are still supportive despite the sharp rally in the first quarter of 2019. Price-to-book (PB) ratio of stocks in the CSI 300, a capitalization-weighted index that replicates the performance of the top 300 stocks on the Shanghai and Shenzhen stock exchanges, is still trading below its 10-year average, while its price-to-earnings (PE) ratio also remains undemanding, trading at around 11.9x forward earnings, which is again below its 10-year average.

Having said that, our strategy will continue to focus on capturing the anomalies and price discrepancies between the domestically-listed A-shares and Hong Kong-listed H-shares. Onshore shares typically trade at a premium to H-shares of the same company, reflecting the restrictions on free capital flows in the onshore market. Moreover, the domestic market is still largely driven by local retail investors, who account for over 80% of the daily turnover and tend to have shorter investment horizons than institutional investors.

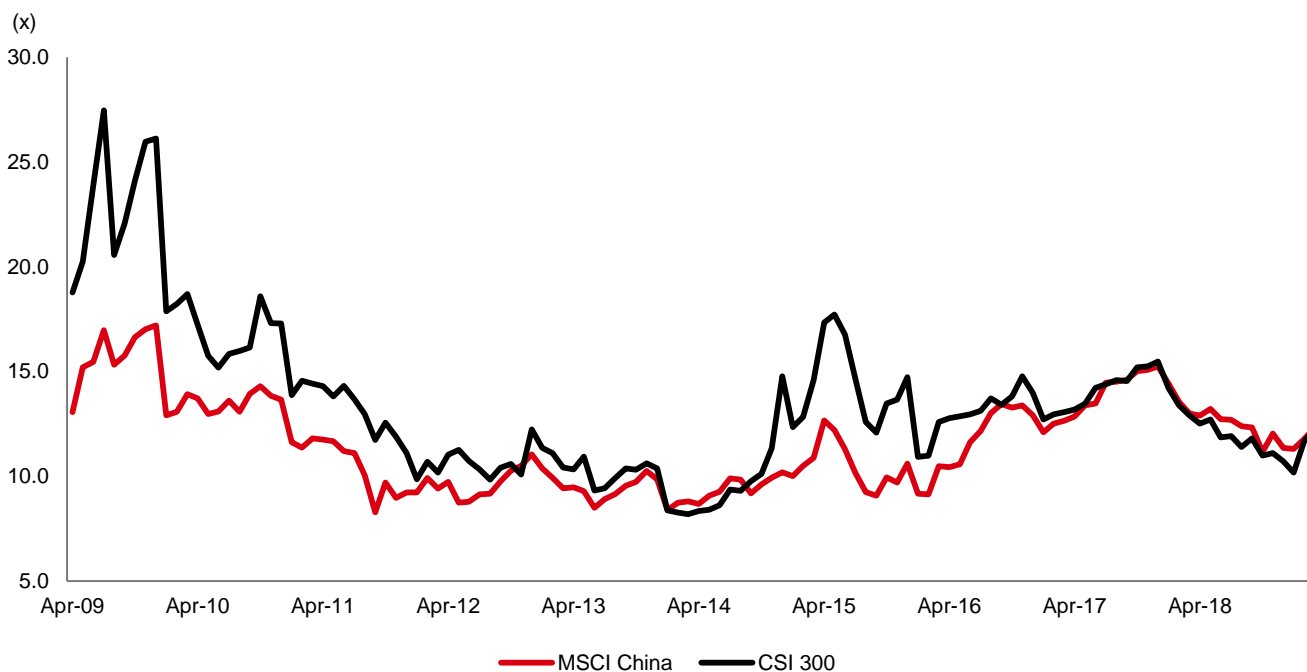
In the overall Chinese equity market (including offshore-listed stocks), we like select companies in the Consumer Discretionary and Consumer Staples sectors, amid anticipation of further policy support. Companies that produce essential household products ranging from air conditioners to vitamins are direct beneficiaries of the government's cuts to value-added taxes and fees.

We also like some homegrown healthcare and pharmaceutical companies that have their own innovative research and development capabilities with the demand for both private and public medical services will continue to grow due to the country's rapidly aging population.

In addition to "new economy" sectors, we are also overweight Chinese banks as loan growth may pick up following Beijing's call to ramp up lending and lower interest rates. Data released in April provided further support to the notion of stabilization, although we think more decisive policy measures are needed to further revive consumer sentiment and address structural issues. Over the long-term, the asset quality in the banking sector will continue to be closely scrutinized by investors, since the government has instructed the banks to boost their lending to the small and medium private sector companies.

In addition to banks, we also like insurers due to their income from investments likely benefitting from the ongoing market rally. Within the property sector, strong underlying demand for housing and the relaxation of home purchase restrictions in some cities underpin our preference for market-leading companies that are best positioned to benefit from a more accommodative refinancing environment and a potential industry consolidation.

Figure 4: 12-month forward PE for MSCI China and CSI 300, past 10 years



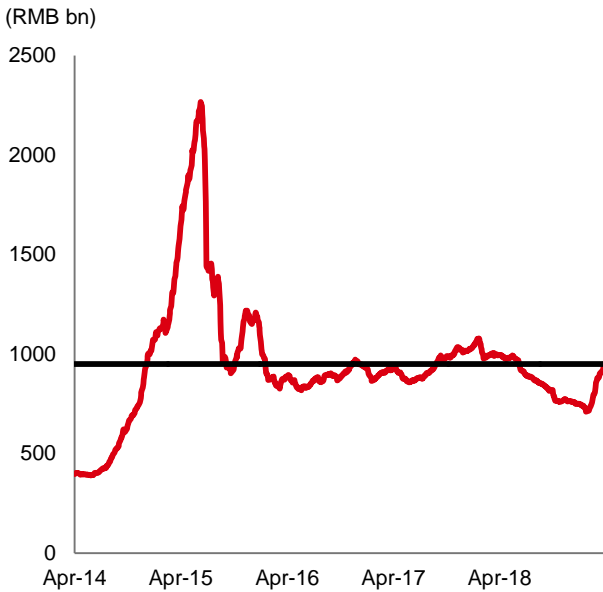
Source: Bloomberg, HSBC Global Asset Management, data as of March 31, 2019. Past performance is no guarantee of future results.

Q: What's the biggest uncertainty in the A-shares market?

Mandy: Despite the positive developments and potential breakthroughs we've witnessed since the beginning of the year, we believe the China-US trade conflict still poses risks from a policy and political uncertainty point of view. As the market continues to rally on trade talk-led optimism, investors should be mindful about a pullback if the talks break up without arriving at an acceptable resolution.

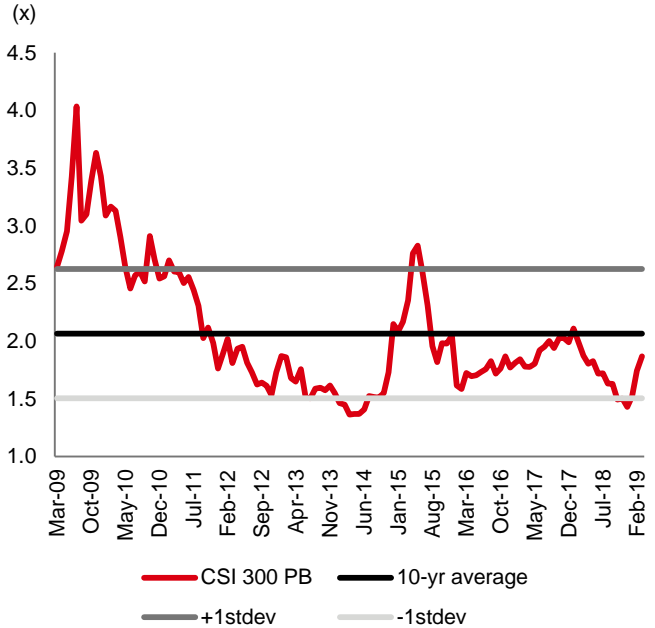
While valuations of onshore stocks remain inexpensive despite the rally, in recent weeks, we have noted an uptick in margin financing, which is a gauge of retail sentiment. Margin financing has picked up from RMB710 billion in early February to about RMB900 billion in late March, according to China Securities Finance Corp, a data provider controlled by the State Council (Figure 6). At the same time, fundamental factors such as earnings quality seem to be less of a concern for the retail punters who bet on momentum and concept stocks. For instance, the best-performing 30 stocks in the onshore market have collectively surged 172% in the first quarter of 2019, even though half of them are expected to report a contraction in earnings growth in 2019 (only eight of these companies are expected to post earnings growth and seven have no analyst forecast). China's securities regulators have been closely monitoring the use of leverage among retail investors, and we believe regulators may step in to curb further speculation once margin financing crosses a certain threshold.

Fig 5: Margin trading has risen since Feb



Source: Bloomberg, HSBC Global Asset Management, as of March 31, 2019. Past performance is no guarantee of future results.

Fig 6: PB ratio of CSI 300 trading below 10-year average



Source: Bloomberg, HSBC Global Asset Management, as of 31 March 2019. Past performance is no guarantee of future results.

Table 2: China offers attractive earnings growth in 2019

	GDP forecast	EPS growth forecast	PE (x)	PB (x)	Return-on-Equity
	2019E	2019E	2019E	2019E	2019E
China	6.20%	11.30%	11.8	1.5	13.7%
Asia Pacific ex Japan	5.60%	4.40%	13.4	1.5	11.5%
Asia ex Japan	5.90%	4.70%	13	1.4	11.3%
Europe	1.00%	4.10%	13.3	1.6	12.4%
US	2.20%	4.70%	16.9	3.1	19.0%

Source: Goldman Sachs, data as of February 2019. Forecasts, projections or targets are indicative only and are not guaranteed in any way. HSBC Global Asset Management accepts no liability for any failure to meet such forecasts, projections or targets.

Important Information

This document is for information only and does not constitute investment advice, a solicitation or a recommendation to buy, sell or subscribe to any investment. It is not intended to provide and should not be relied upon for accounting, legal or tax advice. HSBC Global Asset Management is the marketing name for the asset management businesses of HSBC Holdings Plc. HSBC Global Asset Management (USA) Inc. is an investment adviser registered with the US Securities and Exchange Commission.

In Chile: Operations by HSBC's headquarters or other offices of this bank located abroad are not subject to Chilean inspections or regulations nor are covered by warranty of the Chilean state. Further information may be obtained about the state guarantee to deposits at your bank or on www.sbif.cl

In Colombia: HSBC Bank USA NA has an authorized representative by the Superintendencia Financiera de Colombia (SFC) whereby its activities conform to the General Legal Financial System. SFC has not reviewed the information provided to the investor. This document is for the exclusive use of institutional investors in Colombia and is not for public distribution.

In Peru: HSBC Bank USA NA has an authorized representative by the Superintendencia de Banca y Seguros in Perú whereby its activities conform to the General Legal Financial System - Law No. 26702. Funds have not been registered before the Superintendencia del Mercado de Valores (SMV) and are placed by means of a private offer. SMV has not reviewed the information provided to the investor. This document is for the exclusive use of institutional investors in Perú and is not for public distribution.

HSBC Global Asset Management has based this material on information obtained from sources it believes to be reliable but which it has not independently verified. HSBC Global Asset Management and HSBC Group accept no responsibility as to its accuracy or completeness. Forecasts, projections or targets are indicative only and are not guaranteed in any way. HSBC Global Asset Management accepts no liability for any failure to meet such forecasts, projections or targets. The views expressed were held at the time of preparation and are subject to change without notice. Past performance is no guarantee of future results. Index returns assume reinvestment of all distributions and do not reflect fees or expenses. You cannot invest directly in an index.

There is no assurance that a portfolio will achieve its investment objective or will work under all market conditions. The value of investments may go down as well as up and you may not get back the amount originally invested. Portfolios may be subject to certain additional risks, which should be considered carefully along with their investment objectives and fees. **Equity** investments fluctuate in value based on changes to an individual company's financial condition and overall market conditions. **Foreign and emerging markets.** Investments in foreign markets involve risks such as currency rate fluctuations, potential differences in accounting and taxation policies, as well as possible political, economic, and market risks. These risks are heightened for investments in emerging markets which are also subject to greater illiquidity and volatility than developed foreign markets. **Real Estate** investments are subject to many of the risks associated with direct real estate ownership, such as changes in economic conditions, credit risk, property taxes, zoning laws, and interest rate fluctuations. **Non-diversification** occurs when portfolio assets are invested in fewer securities, industries, currencies or countries than in diversified investment portfolios. Non-diversification increases risk because each investment has a greater effect on portfolio performance and can also be affected by single economic, political or regulatory occurrences. **Geographic concentration** occurs when a portfolio concentrates its investments in one country or region. Portfolio performance is expected to be closely tied to the social, political, and economic conditions in that country or region, and may therefore be more volatile than the performance of more geographically diversified funds. **Commodity-related investments.** Exposure to commodities markets, including investments in companies in commodity-related industries, may subject a fund to greater volatility than investments in traditional securities. The value of commodity-related investments may be affected by overall market movements and factors specific to a particular industry or commodity. **Liquidity.** The markets in which the fund can invest may occasionally be affected by a lack of liquidity. These markets disruptions can have an impact on the price levels.

The contents of this document are confidential and may not be reproduced or further distributed to any person or entity, whether in whole or in part, for any purpose without prior written permission.

© Copyright 2019. HSBC Global Asset Management. All rights reserved.

Investment products:

ARE NOT A BANK DEPOSIT OR OBLIGATION OF THE BANK OR ANY OF ITS AFFILIATES	ARE NOT FDIC INSURED	ARE NOT INSURED BY ANY FEDERAL GOVERNMENT AGENCY	ARE NOT GUARANTEED BY THE BANK OR ANY OF ITS AFFILIATES	MAY LOSE VALUE
---	----------------------	--	---	----------------

All decisions regarding the tax implications of your investment(s) should be made in connection with your independent tax advisor.