

HSBC Investor Prime Money Market Fund (Share Class Y)

DATA AS OF OCTOBER 31, 2009 FOR CLASS Y SHARES

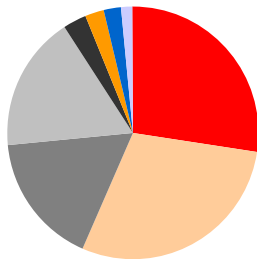
Profile

The Fund seeks to provide liquidity and as high a level of current income as is consistent with the preservation of capital.

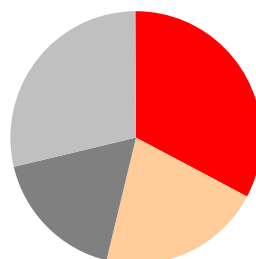
Fund management

HSBC Global Asset Management (USA) Inc. manages the Fund's investments. The adviser's investment philosophy is based on their tradition of identifying clients' investment objectives and performing extensive market research to identify the appropriate securities to meet those objectives. HSBC Global Asset Management (USA) Inc. has full-time professionals, who have access to in-depth research and the ability to follow market trends and identify attractive opportunities, advising the Fund according to the Fund's investment objectives and policies.

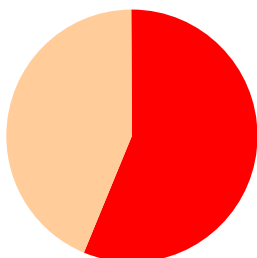
Portfolio composition¹



Instrument mix	Weight
Certificates of Deposit	28.9%
Commercial Paper	27.6%
Time Deposits	17.4%
U.S. Government Agencies	16.8%
AMT Municipal Obligations	3.1%
U.S. Treasuries	2.7%
Corporate Obligations	2.1%
Municipal Obligations	1.4%
Total	100.0%



Maturity mix	Weight
1 day - 7 days	32.9%
8 days - 30 days	20.6%
31 days - 60 days	17.5%
Over 60 days	29.0%
Total	100.0%



Credit quality mix	Weight
A-1+	56.2%
P-1/VMIG 1/A-1	43.8%
Total	100.0%

Top ten holdings (As of October 31, 2009)	% of Portfolio
SOCIETE GENERALE CAYMAN TIME DEPOSIT	4.0%
ABN-AMRO BANK NV TIME DEPOSIT	2.7%
CALYON/ GRAND CAYMAN	2.7%
LLOYDS TSB BANK PLC LONDON TIME DEPOSIT	2.7%
JPMORGAN CHASE FUNDING 144A CP	1.9%
FEDERAL HOME LOAN MORTGAGE CORPORATION	1.7%
DNB NOR BANK ASA TIME DEPOSIT	1.6%
DANSKE BANK A/S CAYMAN TIME DEPOSIT	1.4%
NATIXIS TIME DEPOSIT	1.4%
DANSKE CORPORATION	1.3%

Fund ratings

Moody's**	Aaa
Standard & Poor's**	AAAm
On the NAIC[†] List of Approved Mutual Funds	

Fund details

Launch date	11/12/98
Fund size ² (\$M)	10,981.2
Price (\$)	1.00
Fund manager	John Chiodi (New York)
Class Y CUSIP	404281842
Class Y symbol	RMYXX

Minimum initial investment (\$)	5M
Actual expense ratio ⁴	0.29%
Prospectus expense ratio ⁴	0.27%
Cut-off time	Daily by 5:00pm [†]

[†] National Association of Insurance Commissioners

^{††} Orders are processed each day on which U.S. bond markets are open for trading.

This material must be preceded or accompanied by a current prospectus.

An investment in the Fund is not insured or guaranteed by the FDIC or any other government agency. Although the fund will attempt to maintain a stable NAV of \$1.00 per share, you may lose money investing in this fund.

** Moody's has assigned an "Aaa" rating, and Standard and Poor's has assigned an "AAAm" rating to the HSBC Investor Prime Money Market Fund.

Contact details

For more information please call Gary Gordon at 212-525-2316

▶ Trading capabilities

Web trading capabilities are available for HSBC Investor money market funds institutional clients. Access through www.investorfunds.us.hsbc.com and click on the "Institutional Investor Login" or <https://ice.ad.bisys.com/> Options available are "Buy, Sell, Exchange and Trade Inquiry". Priority wires cannot be accommodated for orders processed through the website. All priority wire orders must be called in to the Institutional Desk at 1-877-244-2424. Wires for liquidations processed through the trading website will be sent after the Fund's cut-off time.

7 Day Average Yield	0.02%
Weighted Average Maturity (days)	55
Weighted Average Life (days)	62

The 7 day average yield is as of 10/31/09.

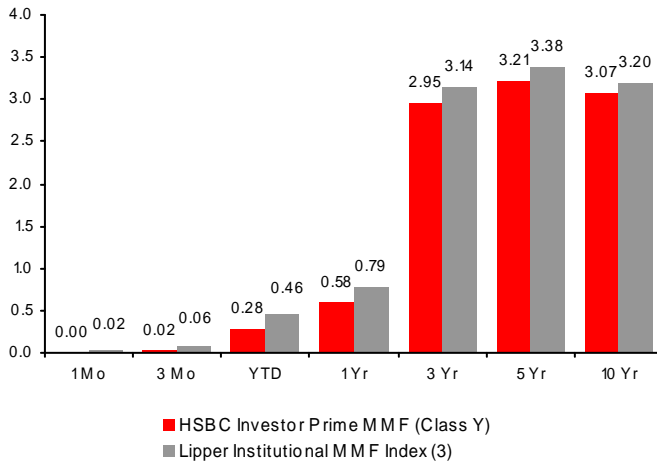
Yield quotations more closely reflect the current earnings of the money market fund than the total return quotation.

The Weighted Average Maturity (WAM) of the fund is the average number of days to maturity, calculated using the next coupon date of floating rate notes and demand notes, and the final legal maturity of all other instruments.

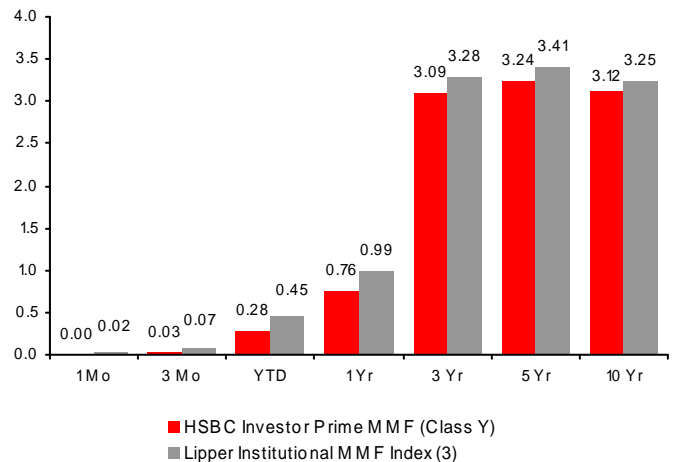
The Weighted Average Life (WAL) of the fund is the average of days to maturity calculated using the lower of the stated maturity date or next demand feature date.

▶ Performance in U.S. Dollars

Performance ending October 31, 2009



Performance ending September 30, 2009



▶ Annualized 30 day average yields

	11/08	12/08	01/09	02/09	03/09	04/09	05/09	06/09	07/09	08/09	09/09	10/09
HSBC Investor Prime MMF (Class Y)	2.05	1.55	1.00	0.57	0.46	0.39	0.35	0.25	0.19	0.10	0.06	0.03

Returns less than 1 year are aggregate returns. This material must be preceded or accompanied by a current prospectus.

Past performance does not guarantee future results. The performance data quoted represents past performance and current returns may be lower or higher. To obtain performance data current to the most recent month end, please call 1-877-244-2424 or visit www.investorfunds.us.hsbc.com. 1. The portfolio's composition is subject to change. 2. Represents total assets of the HSBC Investor Prime Money Market Fund. 3. The Lipper Mutual Fund Index is an equally weighted index of the largest mutual funds within their respective investment objectives, adjusted for the reinvestment of capital gains and distributions of income dividends. You may not invest directly in an index, although you may invest in the underlying mutual funds. 4. Actual annualized expense ratio for month ending 10/31/09. Prospectus annualized expense ratio as of February 28, 2009. HSBC Global Asset Management (USA) Inc. serves as investment adviser. Foreside Distribution Services, L.P., distributor, is not affiliated with the adviser. The returns set forth may reflect the waiver of a portion of the funds advisory or administrative fees for certain periods since inception dates. In such instances, and without the waiver, returns would have been lower.

• NOT FDIC INSURED • NO BANK GUARANTEE • MAY LOSE VALUE